

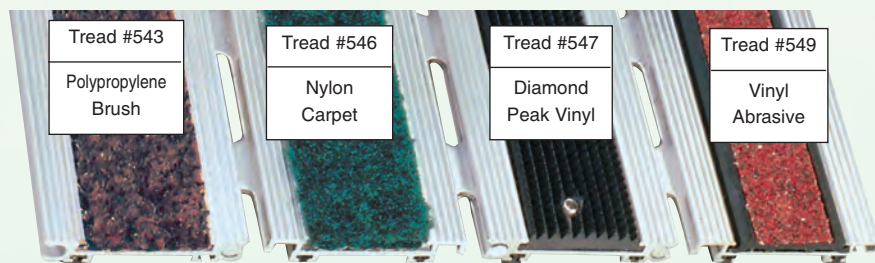


**HEAVY-DUTY
3/4" ROLLUP GRATE**
SEE PAGE 3 FOR DETAILS

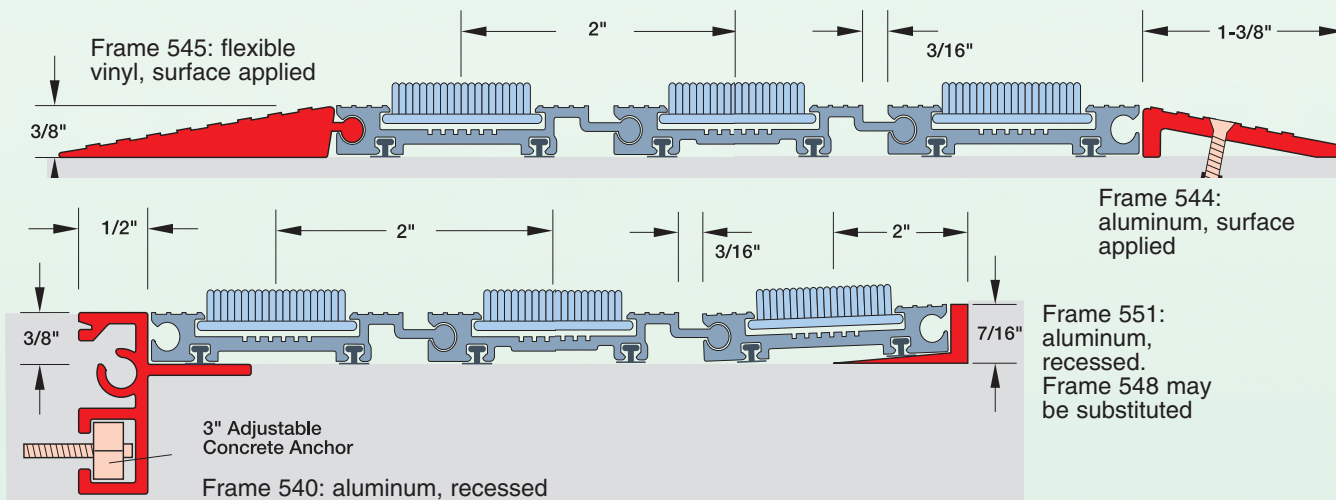
P.O. Box 459
Rosemount, MN 55068-0459
800-824-3348
www.reeseusa.com
info@reeseusa.com

PERFEC MAT™ — ALUMINUM HINGE

800-824-3348




Specification: Roll-up mat shall be Reese Perfec Mat - specify number _____, specify tread insert _____. Tread rails shall be 6063-T52 aluminum spaced 2" on center and connected with a long lasting, size retentative aluminum hinge with 1" x 3/16" slotted holes for maximum drainage. 400 lbs./wheel rolling load weight capacity. Please consult factory for specific product line art drawing profiles.

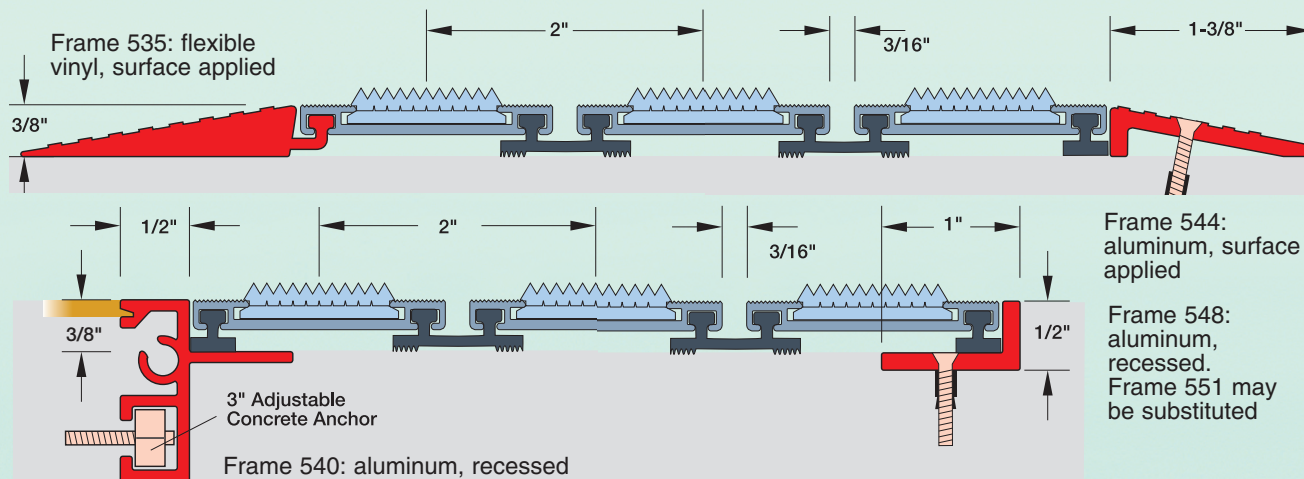


PERFEC MAT™ — RUBBER HINGE


800-824-3348



Specification: Roll-up mat shall be Reese Perfec Mat - specify number _____, specify tread insert _____. Tread rails shall be 6063-T52 aluminum spaced 2" on center and connected with polypropene thermoplastic rubber hinges/footpads with 1" x 3/16" slotted holes for maximum drainage. 400 lbs./wheel rolling load weight capacity. Please consult factory for specific product line art drawing profiles.

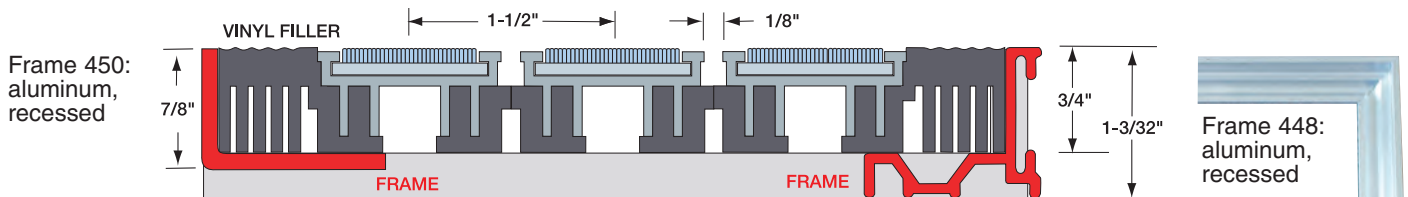


Specification: Heavy Duty Rollup Grate shall be Reese Heavy Duty 3/4" Rollup Grate specify number _____, specify tread insert _____. Tread rails shall be 6105-T5 aluminum spaced 1-1/2" on center and connected with polyprene thermoplastic rubber hinges/footpads with 1" x 1/8" slotted holes for maximum drainage. Withstands 1,000 lbs. wheel load weight capacity. Please consult factory for specific product line drawing profiles.




Best of both worlds — Reese RollUp Grate features the rugged benefits of a grate with the easy maintenance of a mat. Handles rolling loads up to 1,000 lbs. per wheel — yet lifts and rolls up for easy maintenance.

Rugged thermoplastic hinge/footpad is weather-resistant — remains flexible down to -30°F. Won't crack, break or become brittle like PVC based materials.



PERFEC GRATE & MAT INSERT COLORS

Carpet




Polypropylene Brush



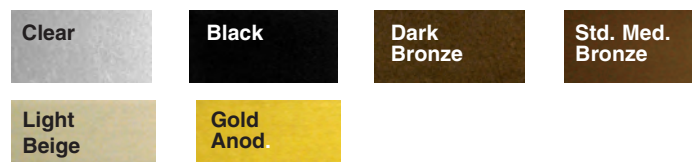
Diamond Peak Vinyl




Vinyl Abrasive



Anodized Aluminum



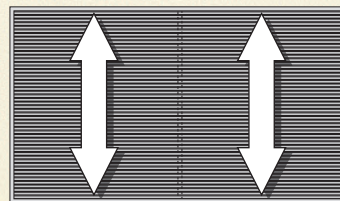
Please note: colors represented on this page are approximations and may deviate from the actual insert colors. Please request a color sample card for accurate color matching.



Clean and absorb with VariStrip high traffic grates


Reese Perfect VariStrip Grates help keep buildings clean in a 2-step process.

The alternating serrated aluminum tread removes caked-on mud and grime from foot traffic. Alternating carpet treads absorb moisture. Result: the VariStrip system both cleans and dries as foot traffic passes over the grate. Mud and dirt drop to the bottom of the grates — collect in a confined, local area. Maintenance personnel simply lift the grate and clean.



Traffic direction across grate

Reese grates are available in standard or deep pit designs — for rectangular or contour areas. Standard load rating is 400 lbs./wheel rolling load. Grates require a frame recess. Frame depth varies from 1-3/4" (standard applications) to 4-1/8" (deep pit applications). Radials and contours are possible with Reese Perfect products.

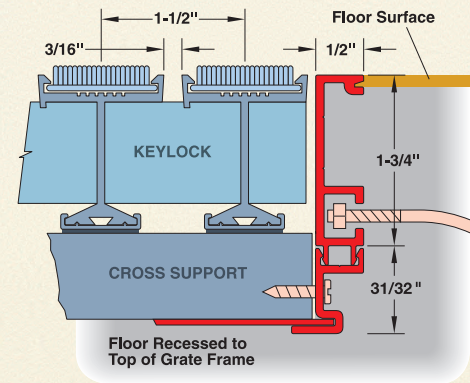


Specification:

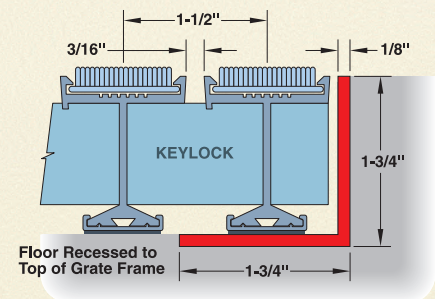
Grate shall be Reese Perfect Grate - specify no. _____, specify tread insert _____. Tread rails shall be 6063-T52 aluminum spaced 1-1/2" on center and secured with keylock bars on 6" centers, both mechanically locked and welded in place for maximum strength. Color selected to be _____. Please consult factory for specific product line drawing profiles.



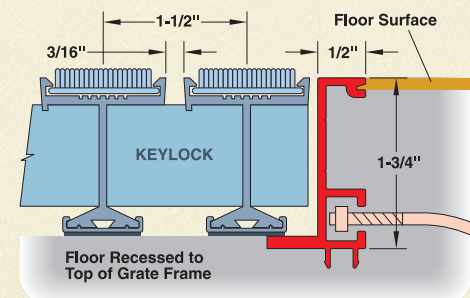
P. O. Box 459, Rosemount, MN 55068-0459
 Phone (651) 423-1174
 Fax (651) 423-1310
 TOLL FREE (800) 824-3348
 TOLL FREE FAX (800) 310-9853
 info@reeseusa.com



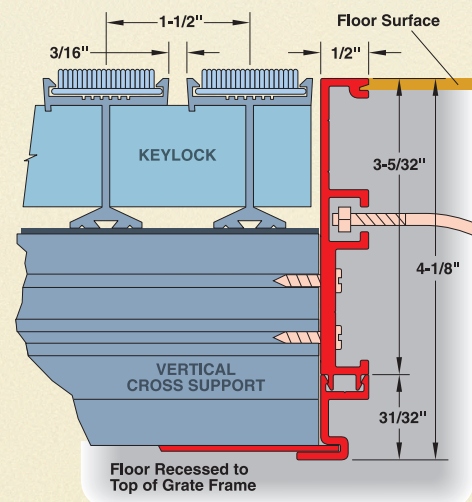
Frame 420/422: thin slab



Frame 424: aluminum recessed angle frame



Frame 420: L & P aluminum recessed



Frame 421: L & P deep pit frame with or without pan